



คณะแพทยศาสตร์วชิรพยาบาล  
มหาวิทยาลัยนวมินทราธิราช


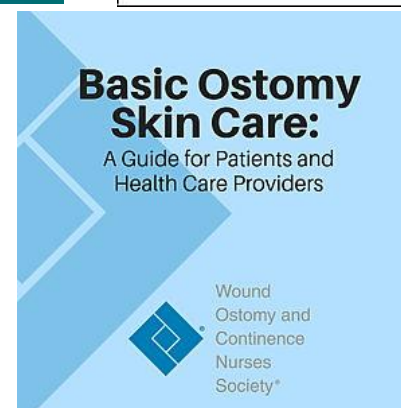
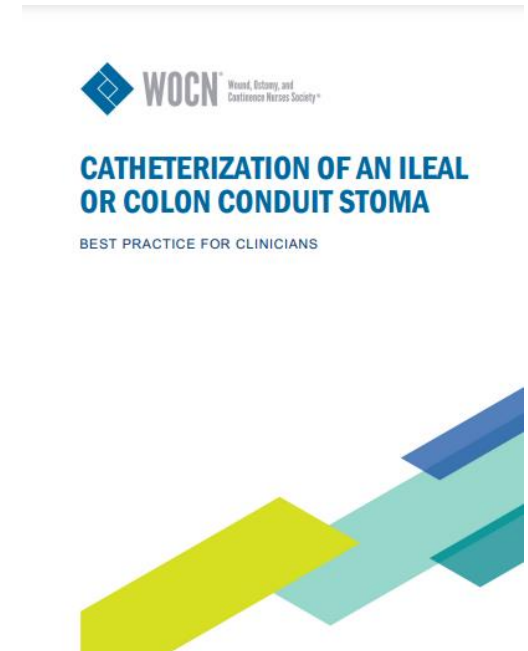





# UPDATE THE INTERNATIONAL PRESSURE INJURY AND OSTOMY GUIDELINE



THAMONWAN YODKOLKIJ, ETN, Dip.APAGN  
Faculty of Medicine Vajira Hospital

# INTERNATIONAL OSTOMY GUIDELINE



# contents

- Professional practice for wound ostomy and continence nursing
- Diseases that lead to a fecal stoma: colorectal cancer
- Other conditions that to a fecal diversion
- Fecal and urinary stoma construction
- Preoperative preparation of patients undergoing a fecal or urinary diversion
- Post operation nursing assessment and management
- Selection of pouching system
- Post operative education for the patient with a fecal or urinary
- Adaptations, rehabilitation, and long term care management issues
- Peristomal skin complications
- Stoma complications
- Fistula management
- Nursing management of the patient with percutaneous tubes

# contents

- Professional practice for wound ostomy and continence nursing
- Other conditions that to a fecal diversion
- Fecal and urinary stoma construction
- Preoperative preparation of patients undergoing a fecal or urinary diversion
- Post operation nursing assessment and management
- Selection of pouching system
- Post operative education for the patient with a fecal or urinary
- Adaptations, rehabilitation, and long term care management issues
- Peristomal skin complications
- Stoma complications
- Fistula management

# Professional Practice for Wound Ostomy and Continence Nursing

**TABLE 1-1 WOCNCB'S WOUND, OSTOMY AND CONTINENCE CERTIFICATION CREDENTIALS**

CWOCN Certified Wound Ostomy Continence Nurse

CWCN Certified Wound Care Nurse

COCN Certified Ostomy Care Nurse

CCCN Certified Continence Care Nurse

CWON Certified Wound Ostomy Nurse

---

Advanced Practice Certifications Credentials

CWOCN-AP Certified Wound Ostomy Continence Nurse—  
Advanced Practice

CWCN-AP Certified Wound Care Nurse—Advanced Practice

COCN-AP Certified Ostomy Care Nurse—Advanced Practice

CCCN-AP Certified Continence Care Nurse—Advanced Practice

CWON-AP Certified Wound Ostomy Nurse—Advanced Practice

---

(WOCN, 2022)

# Professional Practice for **W**ound **O**stomy and **C**ontinence **N**ursing

- Key components of the woc nurse role
- Professional practice goals
- Woc registered nurse
- Woc nurse roles
- Ethics in woc nursing

# contents

- Professional practice for wound ostomy and continence nursing
- Other conditions that to a fecal diversion
- Fecal and urinary stoma construction
- Preoperative preparation of patients undergoing a fecal or urinary diversion
- Post operation nursing assessment and management
- Selection of pouching system
- Post operative education for the patient with a fecal or urinary
- Adaptations, rehabilitation, and long term care management issues
- Peristomal skin complications
- Stoma complications
- Fistula management

## Other conditions that to a fecal diversion

- Polyposis syndromes
- Gardner syndrome
- Peutz jeghers syndrome
- Diverticular disease
- Radiation enteritis
- Abdominal trauma
- Other indication



# contents

- Professional practice for wound ostomy and continence nursing
- Other conditions that to a fecal diversion
- Fecal and urinary stoma construction
- Preoperative preparation of patients undergoing a fecal or urinary diversion
- Post operation nursing assessment and management
- Selection of pouching system
- Post operative education for the patient with a fecal or urinary
- Adaptations, rehabilitation, and long term care management issues
- Peristomal skin complications
- Stoma complications
- Fistula management

## Fecal and urinary stoma construction

- Stoma construction surgical technique
- Fecal stoma construction
- Urinary stoma construction

# contents

- Professional practice for wound ostomy and continence nursing
- Other conditions that to a fecal diversion
- Fecal and urinary stoma construction
- Preoperative preparation of patients undergoing a fecal or urinary diversion
- Post operation nursing assessment and management
- Selection of pouching system
- Post operative education for the patient with a fecal or urinary
- Adaptations, rehabilitation, and long term care management issues
- Peristomal skin complications
- Stoma complications
- Fistula management

## Preoperative preparation of patients undergoing a fecal or urinary diversion

- Post discharge education
- Guideline for preoperative education
- Stoma siting
- documentation

# contents

- Professional practice for wound ostomy and continence nursing
- Other conditions that to a fecal diversion
- Fecal and urinary stoma construction
- Preoperative preparation of patients undergoing a fecal or urinary diversion
- Post operation nursing assessment and management
- Selection of pouching system
- Post operative education for the patient with a fecal or urinary
- Adaptations, rehabilitation, and long term care management issues
- Peristomal skin complications
- Stoma complications
- Fistula management

## Post operation nursing assessment and management

- Postoperative assessment
- Stoma assessment
- Postoperative planning

# contents

- Professional practice for wound ostomy and continence nursing
- Other conditions that to a fecal diversion
- Fecal and urinary stoma construction
- Preoperative preparation of patients undergoing a fecal or urinary diversion
- Post operation nursing assessment and management
- Selection of pouching system
- Post operative education for the patient with a fecal or urinary
- Adaptations, rehabilitation, and long term care management issues
- Peristomal skin complications
- Stoma complications
- Fistula management

## Selection of pouching system

- Skin barriers
- Clinical consideration for use of convexity
- Ostomy pouches
- Pouching accessory products



# contents

- Professional practice for wound ostomy and continence nursing
- Other conditions that to a fecal diversion
- Fecal and urinary stoma construction
- Preoperative preparation of patients undergoing a fecal or urinary diversion
- Post operation nursing assessment and management
- Selection of pouching system
- Post operative education for the patient with a fecal or urinary
  - Adaptations, rehabilitation, and long term care management issues
  - Peristomal skin complications
  - Stoma complications
  - Fistula management

## Post operative education for the patient with a fecal or urinary

- Patient education
- Assessing readiness
- Pouching principles
- Living with a stoma
- Dietary concerns

# contents

- Professional practice for wound ostomy and continence nursing
- Other conditions that to a fecal diversion
- Fecal and urinary stoma construction
- Preoperative preparation of patients undergoing a fecal or urinary diversion
- Post operation nursing assessment and management
- Selection of pouching system
- Post operative education for the patient with a fecal or urinary
- Adaptations, rehabilitation, and long term care management issues
- Peristomal skin complications
- Stoma complications
- Fistula management

## Adaptations, rehabilitation, and long term care management issues

- Temporary fecal diversions
- Colostomy
- Ileostomy
- Ileal conduit
- Pelvic exenteration
- Impact of an ostomy
- Sexual function

# contents

- Professional practice for wound ostomy and continence nursing
- Other conditions that to a fecal diversion
- Fecal and urinary stoma construction
- Preoperative preparation of patients undergoing a fecal or urinary diversion
- Post operation nursing assessment and management
- Selection of pouching system
- Post operative education for the patient with a fecal or urinary
- Adaptations, rehabilitation, and long term care management issues
- Peristomal skin complications
- Stoma complications
- Fistula management

# Peristomal skin complications

- Scope of the problem
- Assessment guidelines
- Guidelines for management of peristomal skin complication
- Specific peristomal skin complication
- Peristomal fistula
- Mucosal transplantation
- Autoimmune and atypical presentations
- Less common autoimmune presentation

# contents

- Professional practice for wound ostomy and continence nursing
- Other conditions that to a fecal diversion
- Fecal and urinary stoma construction
- Preoperative preparation of patients undergoing a fecal or urinary diversion
- Post operation nursing assessment and management
- Selection of pouching system
- Post operative education for the patient with a fecal or urinary
- Adaptations, rehabilitation, and long term care management issues
- Peristomal skin complications
- Stoma complications
- Fistula management

# Stoma complications

- Early complication
- Late complications

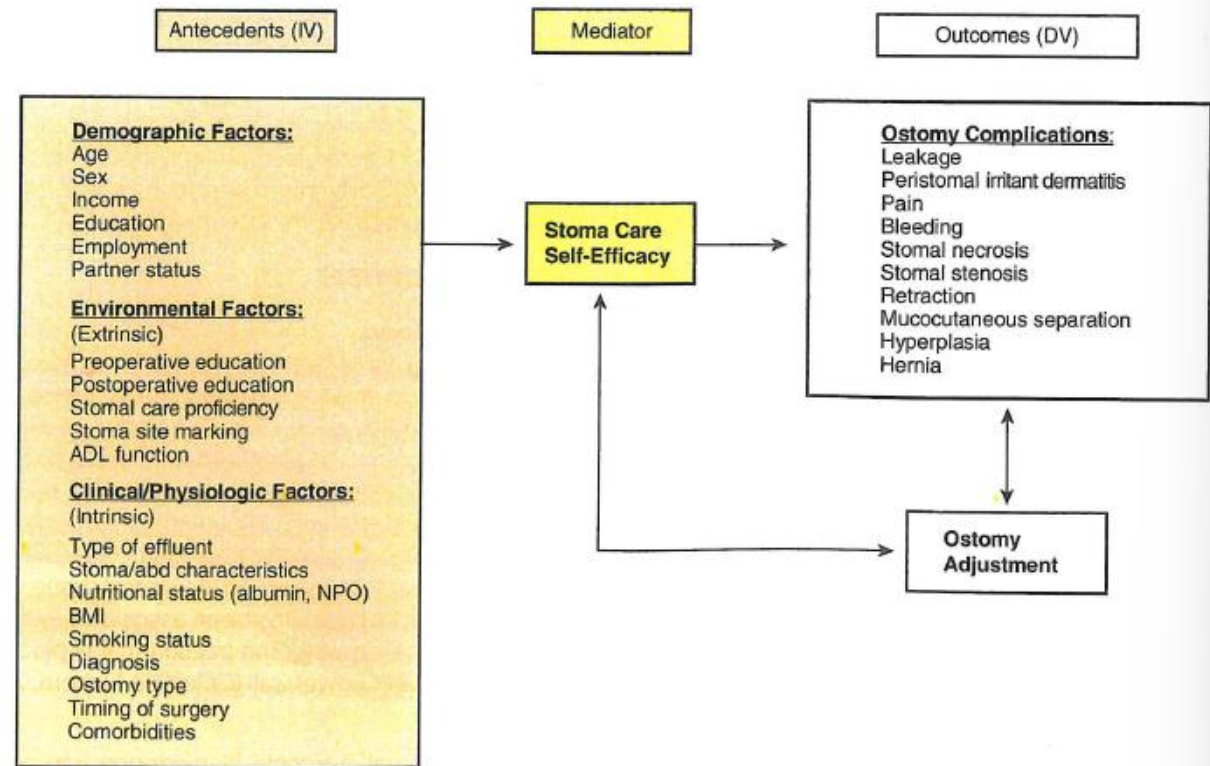


FIGURE 17-1. Pittman Ostomy Complication Conceptual Model.



# contents

- Professional practice for wound ostomy and continence nursing
- Other conditions that to a fecal diversion
- Fecal and urinary stoma construction
- Preoperative preparation of patients undergoing a fecal or urinary diversion
- Post operation nursing assessment and management
- Selection of pouching system
- Post operative education for the patient with a fecal or urinary
- Adaptations, rehabilitation, and long term care management issues
- Peristomal skin complications
- Stoma complications
- Fistula management

## Fistula management

- Clinical presentation and classification
- Etiologic factors
- Medical management
- Fistula management for the WOC nurse
- Surgical closure
- Vesicovaginal, rectovaginal or Enterovaginal fistular

**THANK**

**YOU**

